



We are going to continue learning some simple skills together that will help you read the Bible. Are you ready?

WE HAVE SUCH AN EXCITING STORY TO STUDY TODAY!

READ the passage - John Chapter 20 verses 1-2

1 Early on the first day of the week, while it was still dark, Mary Magdalene went to the tomb and saw that the stone had been removed from the entrance. 2 So she came running to Simon Peter and the other disciple, the one Jesus loved, and said, "They have taken the Lord out of the tomb, and **we** don't know where they have put him!"



WHAT DOES THE BIBLE SAY?



To start, we need to think about what the Bible says. We use 3 simple tasks to do this...


ASK QUESTIONS

What questions could we ask?

Find the answer in the hand. Hold your hand up and practise saying these 6 words.



These questions help us to find things out. They are good questions to get information. That is why we ask them as we read the Bible.



Write out the 6 questions we need to ask in the box. Use the pictures to help you!


Today, we are going to think about a lady, re-read the verses, what was her name?



The next task helps us to read slowly and to look for where the person is mentioned.

MARK the passage

Circle



Read again and circle every place you see the name **MARY MAGDALENE** in the passage or words that talk about her like **SHE**, and **WE**
(I've done the WE one for you as it is harder to spot!)



The final task helps us to gather all our information on that person.

LIST what you have learnt about her!

V1: Mary Magdalene came early to the _____

V1: She saw the _____ taken away from the tomb

V2: She _____ and came to Simon _____ and the other disciple whom Jesus loved

V2: She said to them, "They have taken away the Lord out of the tomb, we do not know where they have _____ him.



WHAT DOES THE BIBLE MEAN?

To help us answer this question, we need to think about what happened before this passage.

Mary Magdalene and the disciples got a shock that day...

But **WHAT** to we learn from Matthew 17:22-23 – What did Jesus tell them?

WHY was Mary Magdalene surprised when she saw the empty tomb? What does John 19:40-42 tell us?

Read Matthew 17:22-23

²² When they came together in Galilee, he said to them, "The Son of Man is going to be delivered into the hands of men. ²³ They will kill him, and on the third day he will be raised to life." And the disciples were filled with grief.


Read John 19:40-42


⁴⁰ Taking Jesus' body, the two of them wrapped it, with the spices, in strips of linen. This was in accordance with Jewish burial customs. ⁴¹ At the place where Jesus was crucified, there was a garden, and in the garden a new tomb, in which no one had ever been laid. ⁴² Because it was the Jewish day of Preparation and since the tomb was nearby, they laid Jesus there.

Now we need to READ the next part of the passage and OBSERVE it too - WHAT DOES THE PASSAGE SAY?

Can you remember the 3 TASKs we need to do after we READ the passage?









READ the passage - John Chapter 20 verses 11-18

¹¹ Now Mary stood outside the tomb crying. As she wept, she bent over to look into the tomb ¹² and saw two angels in white, seated where Jesus' body had been, one at the head and the other at the foot. ¹³ They asked her, "Woman, why are you crying?" "They have taken my Lord away," she said, "and I don't know where they have put him." ¹⁴ At this, she turned around and saw Jesus standing there, but she did not realise that it was Jesus. ¹⁵ He asked her, "Woman, why are you crying? Who is it you are looking for?" Thinking he was the gardener, she said, "Sir, if you have carried him away, tell me where you have put him, and I will get him." ¹⁶ Jesus said to her, "Mary." She turned toward him and cried out in Aramaic, "Rabboni!" (which means "Teacher"). ¹⁷ Jesus said, "Do not hold on to me, for I have not yet ascended to the Father. Go instead to my brothers and tell them, 'I am ascending to my Father and your Father, to my God and your God.'" ¹⁸ Mary Magdalene went to the disciples with the news: "I have seen the Lord!" And she told them that he had said these things to her.



1

WHO is the main person?

M _____ M _____



MARK the passage the same way as last time

Circle



Read v11-18 and circle every place you see the name MARY MAGDALENE mentioned in the passage or words like SHE, and I, HER, YOU, MY, WOMAN, MARY that refer to her too.



3 LIST what you have learnt about Mary?

V11: Mary was standing outside the tomb _____

V12: She looked into the tomb and saw 2 _____ where Jesus' _____ had been, one at the head and one at the foot.

V13: Mary said she was crying because "they have _____ my Lord away

V14: Mary turned as saw Jesus, but she did not _____ it was Jesus

V15: Jesus asked Mary who she was looking for. She thought he was the _____ and asked where he had put him

V16: Jesus said to her Mary, she turned to him and cried out _____ which means Teacher

V18: Mary Magdalene went to the _____ with the news: 'I have seen the _____'

Did you notice that Mary talks about Jesus in 4 different ways – Lets look at our list above and find them together!

VERSE	How does Mary describe Jesus	How does she feel or react
Verse 12		
Verse 15		
Verse 16		
Verse 18		

In verse 12 Mary was very upset as she though Jesus was dead and his body had been taken but by verse 18 she was rejoicing as she realised He was in front of her – HE HAD RISEN! Just as He had said...

HOW DOES THE BIBLE APPLY TO ME?



SO, what about YOU?

Who do you say Jesus is?

Have you trusted in Him as your Saviour? What does Jesus mean to you?

How does knowing WHO Jesus is affect your relationship with Him?

Why don't you ask Jesus to help you get to know Him more?

ACTIVITY - WORD SEARCH

Here is a special WORD SEARCH for you to do.

Look back over your worksheet. All the words you filled out where I had lines like this = to tell you how many letters where in the word are hidden within the word search for you to find.

So there are 16 words – did you get them all? Fill them in below and see if you can find them all! **GET SEARCHING!!**

1. <u> </u> <u> </u> <u> </u> <u> </u> <u> </u>
2. <u> </u> <u> </u> <u> </u> <u> </u> <u> </u> <u> </u> <u> </u> <u> </u> <u> </u> <u> </u>
3. <u> </u> <u> </u> <u> </u> <u> </u> <u> </u>
4. <u> </u> <u> </u> <u> </u> <u> </u> <u> </u> <u> </u> <u> </u>
5. <u> </u> <u> </u> <u> </u> <u> </u>
6. <u> </u> <u> </u> <u> </u> <u> </u> <u> </u> <u> </u>
7. <u> </u> <u> </u> <u> </u> <u> </u> <u> </u>
8. <u> </u> <u> </u> <u> </u> <u> </u> <u> </u> <u> </u> <u> </u> <u> </u>

9. <u> </u> <u> </u> <u> </u> <u> </u> <u> </u> <u> </u> <u> </u> <u> </u> <u> </u> <u> </u>
10. <u> </u> <u> </u> <u> </u> <u> </u> <u> </u>
11. <u> </u> <u> </u> <u> </u> <u> </u> <u> </u> <u> </u>
12. <u> </u> <u> </u> <u> </u> <u> </u> <u> </u> <u> </u> <u> </u> <u> </u> <u> </u> <u> </u>
13. <u> </u> <u> </u> <u> </u> <u> </u> <u> </u> <u> </u> <u> </u> <u> </u> <u> </u> <u> </u> <u> </u> <u> </u>
14. <u> </u> <u> </u> <u> </u> <u> </u> <u> </u> <u> </u> <u> </u> <u> </u> <u> </u> <u> </u>
15. <u> </u> <u> </u> <u> </u> <u> </u> <u> </u> <u> </u> <u> </u> <u> </u> <u> </u> <u> </u> <u> </u> <u> </u> <u> </u>
16. <u> </u> <u> </u> <u> </u> <u> </u> <u> </u> <u> </u>

J	R	A	B	B	O	N	I	T	E	H	I	A	N	K
Y	D	T	T	H	B	X	A	A	S	P	E	T	E	R
R	G	F	R	B	H	N	S	K	E	F	I	O	T	D
A	J	F	E	N	D	Y	D	E	L	L	Y	M	U	A
M	I	D	N	I	I	I	F	N	P	P	G	B	D	N
V	R	A	E	Q	A	O	H	U	I	E	E	M	W	G
M	A	G	D	A	L	E	N	E	C	H	D	A	H	E
A	N	J	R	K	D	F	J	W	S	Y	X	D	U	L
X	R	U	A	U	L	O	R	D	I	E	N	O	T	S
P	E	W	G	B	P	H	H	I	D	J	O	U	F	Y
E	C	W	E	E	P	I	N	G	S	N	I	G	B	F
H	A	F	V	E	N	R	E	F	H	Y	D	O	B	P
R	E	A	L	I	S	E	D	T	N	A	N	U	D	K